

# Easy wiring terminal

## EGT Series



### Part Number Description

#### EGT-30 - ① ② Input

① Control Points and Types	1 : 32 Points, Terminal Stand Type	2 : 16 Points, Terminal Stand Type	7 : 32 Points, Cable Type (Connector)
② Input Types *	N : NPN Input	P : PNP Input	24F : 24Pin

\* It can be used regardless of N or P type when the input signal is a simple contact.

#### EGT-50 - ① ② Output

① Control Points and Types	1 : 32 Points, Terminal Stand Type	2 : 16 Points, Terminal Stand Type	7 : 32 Points, Cable Type (Connector)
② Output Types	P: NPN output	N: PNP output	R: Relay output
③ Error Processing	H : Hold **	F : Load Off ***	24F : 24Pin

\*\* When there is an abnormal signal, the status right before the abnormality is maintained and, once the proper modification is made, Digi-Link is automatically reset.

\*\*\* In case of a abnormal signal, the outputs are all turned off. and once the abnormality is handled, Digi-Link is automatically reset.

### General Specification

General Ratings	Transmission Speed	5msec, reset / 150m sec	
	Rated Voltage	24VDC±10%	
	Ambient Temperature	0°C - +55°C	
	Resistance to Noise	All Models Qualified for the CE Marking (EMC directives)	
		EMI standard EN61000-6-2 EMI Standard EN61000-6-4 pulse Noise ±2kV (wave length 1us) generated by the noise simulator	
Input Units Ratings	Normal Input	contacts, linear 2-line sensor, NPN, PNP output type device	
	Input Voltage Range	0V - Regular Voltage	
	Input Logic	Active Low, Active High	
	Input Current	3mA - 6mA	
	ON/OFF	No Contacts	On Measured Voltage Lower Than 7V
			Off Measured Voltage 15V or Higher
	ON/OFF	With Contacts	On Measured Resistance 5KΩ or Lower
			Off Measured Voltage 25KΩ or Higher
	Current Consumption	140mA (all the inputs are on)	
Output Unit Ratings (Tr)	Output Type	NPN, PNP	
	Regular Load Voltage	Rated Voltage	
	Maximum Output Current	100mA/point	
	Residue Voltage	0.7V	
	Current Consumption	200mA (with no load, all the outputs are on)	
Output Unit Ratings (Relay)	Output Type	Relay	
	Rated Load Voltage	24VDC, 110VAC, 220VAC	
	Maximum Output Current	Relay (2A/point)	
	Residue Voltage	0V	
	Current Consumption	200mA (with no load, all the outputs are on)	

# Easy wiring terminal

## EGT Series

### Product Selection

---

#### Output - 32 Point Unit

---

##### EGT-501R

- The control can be done when the output type is in a relay form, in accordance with the load conditions of DC or AC.
- The relays can easily be dismantled, and more compatible with the existing relay board.
- The COMs on the relay are grouped by 8 points, so, it is easier to use the loads from different voltages.
- It responds to whatever polarity of the COM when connected to the input card of PLC.

##### EGT-501N

- The output type is a PNP Open Collector and it supports 100mA/DC per point.
- The output is compatible with the COM of non-polarity or negative polarity, when connected to a PLC.

##### EGT-501P

- The output type is an NPN Open Collector and supports 100mA/DC per point.
- The output is compatible with the COM of non-polarity or negative polarity, when connected to a PLC.

##### EGT-507P

- The unit is used in connection with various kinds of input cards of PLC. The installation can be done with ease using the cable.
- The Internal output is an NPN Open Collector, and when connected to a PLC, it is used with the non polarized or a positive COM on the PLC's input card.

#### Input - 32 Point Unit

---

##### EGT-307N

- The device is used in connection with various types of PLC's output cards. With using the cables, the installation is easier.
- The internal input is composed of photo couplers, and it response to the NPN and relay output types of the PLC.

##### EGT-301N

- The inside structure is the same with the input cards of PLC. So, the installation can be done in the same way as the switch and the sensors attached to the PLC input cards.
- Connect and used the device to the PLC output card when the NPN and the relay outputs are used.

#### Output - 16 Points Unit

---

##### EGT-502R

- The outputs are in a relay arrangement, so it can be controlled in accordance with the DC or AC loads.
- The relay can easily be dismantled and compatible with the existing relay board.
- The COMs of the relay are groups by 8 points to make it possible to use the loads from different voltages.
- When connected to the input cards of the PLC, the COMs of any polarity can be responded to.

##### EGT-502N

- The output type is a PNP Open Collector and supports 100mA/DC per point.
- The COMs of no polarity or negative polarity on the input cards when connected to the PLC can be responded to

##### EGT-502P

- The output type is a NPN Open Collector and supports 100mA/DC per point.
- The COMs of no polarity or positive polarity on the input cards when connected to the PLC can be responded to.

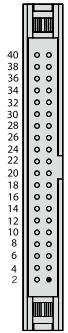
#### Input - 16 Point Unit

---

##### EGT-302N

- The inside structure is the same with that of a PLC input card. So, the installation works for the switches and the sensors can be done in the same way.
- The device can be linked to and used when the output types are of NPN Open Collector or Relay type, when connected to the output card of the PLC.

## Pin Composition Diagram and Inside Wiring Diagram



EGT-307□

Pin N/O	Signal No	Pin N/O	Signal No	Pin N/O	Signal No	Pin N/O	Signal No
40	A0	39	B0	20	AA	19	BA
38	A1	37	B1	18	AB	17	BB
36	A2	35	B2	16	AC	15	BC
34	A3	33	B3	14	AD	13	BD
32	A4	31	B4	12	AE	11	BE
30	A5	29	B5	10	AF	9	BF
28	A6	27	B6	8	N/C	7	N/C
26	A7	25	B7	6	N/C	5	N/C
24	A8	23	B8	4	+24V	3	OV
22	A9	21	B9	2	+24V	1	OV

EGT-507□

Pin N/O	Signal No	Pin N/O	Signal No	Pin N/O	Signal No	Pin N/O	Signal No
40	A0	39	B0	20	AA	19	BA
38	A1	37	B1	18	AB	17	BB
36	A2	35	B2	16	AC	15	BC
34	A3	33	B3	14	AD	13	BD
32	A4	31	B4	12	AE	11	BE
30	A5	29	B5	10	AF	9	BF
28	A6	27	B6	8	N/C	7	N/C
26	A7	25	B7	6	N/C	5	N/C
24	A8	23	B8	4	+24V	3	OV
22	A9	21	B9	2	+24V	1	OV

## When Using MITSUBISHI PLC

### 1) For the Input Cards

PLC	PLC Input Card	Point	Application Digi-Link	Cable	Quantity
ANS A Q	A1SX41 A1SX41-S1 A1SX41-S2 A1SX71	QX41 QX41-S1 QX71	32 points FCN/PLUG-40P SINK	EGT-507P	EGT-C100 (1M) 2
	A1SX42 A1SX42-S1 A1SX42-S2 AX42 AX42-S1 AX42-S2	QX42 QX42-S1 QX72	64 points FCN/PLUG-40P SINK	EGT-507P	EGT-C100 2
	A1SX81 A1SX81-S2		32 points D-SUB/PLUG-37P SINK	EGT-507P	EGT-C200 1
	QX81		32 points D-SUB/PLUG-37P SOURCE	EGT-507N	EGT-C300 1
	AX82		64 points D-SUB/PLUG-37P SOURCE	EGT-507N	EGT-C300 2

### 1) For the Output Cards

PLC	PLC Input Card	Point	Application Digi-Link	Cable	Quantity
ANS A Q	A1SY41 A1SY71	QY41P QY71	32 points FCN/PLUG-40P SINK	EGT-307N	EGT-C400 1
	A1SY42 A1SY82 QY42P AY42	AY42-S1 AY42-S3 AY72	64 points FCN/PLUG-40P SINK	EGT-307N	EGT-C400 2
	AY42-S4		64 points FCN/PLUG-40P SINK	EGT-307N	EGT-C400 2
	AY82EP		64 points D-SUB/PLUG-37P SOURCE	EGT-307P	EGT-C500 2
	A1SY81 A1ST81EP QY81P		32 points D-SUB/PLUG-37P SOURCE	EGT-307P	EGT-C500 1

# Easy wiring terminal

## EGT Series

### Using LS Industrial System PLC

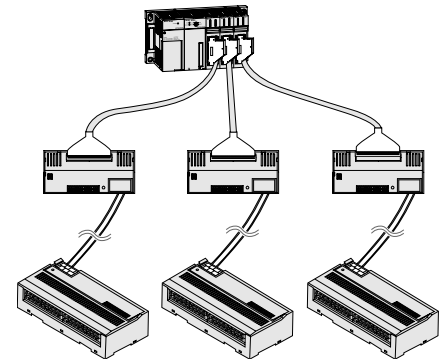
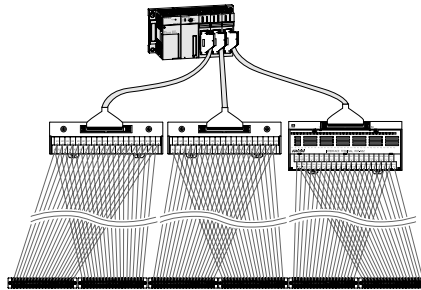
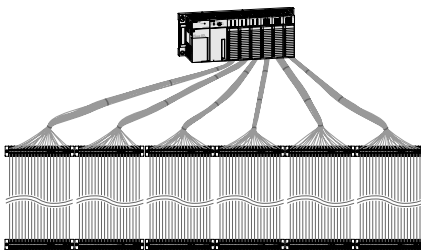
#### 1) For the Input Cards

PLC	PLC Input Card	Point	Application Digi-Link	Cable	Quantity
K200S K300S K1000S GM6 GM4 GM3	G3I-D28A G4I-D28A	64 points FCN/PLUG-40P SINK	EGT-507P	EGT-C600	2
	G4I-D24A G4I-D24C G6I-D24C	32 points D-SUB/PLUG-37P SINK	EGT-507P	EGT-C700	1
	G4I-D24B G6I-D24B	32 points D-SUB/PLUG-37P SINK	EGT-507N	EGT-C800	1

#### 1) For the Output Cards

PLC	PLC Input Card	Point	Application Digi-Link	Cable	Quantity
K200S K300S K1000S GM6 GM4 GM3	G3Q-TR8A	64 points FCN/PLUG-40P SINK	EGT-307N	EGT-C900	2
	G3Q-TR8B	64 points FCN/PLUG-40P SOURCE	EGT-307P	EGT-C1000	2
	G3Q-TR8A	64 points FCN/PLUG-40P SINK	EGT-307N	Left EGT-C1100 Right EGT-C1000	2
	G4Q-TR4A G6Q-TR4A	32 points D-SUB/SOKET-37P SINK	EGT-307N	EGT-C1200	1
	G4Q-TR4B G6Q-TR4B	32 points D-SUB/SOKET-37P SINK	EGT-307P	EGT-C1300	1

### Merits



#### [Before Use]

##### For 1 : 1 wiring

- Input : 64 points -Output : 32 points
- Amount of labor for pressurizing : 96 points x 4 = 384
- Amount of labor for labeling : 96 points x 4 = 384
- Amount of labor for Wire connecting : 96 points x 4 = 384
- Amount of labor for the Assembly works for the terminal stand : 96 points x 2 = 192
- Total amount of labor : 1344

##### Using Terminals

- Input : 64 points -Output : 32 points
- Amount of labor for pressurizing : 96 points x 2 = 192
- Amount of labor for labeling : 96 points x 2 = 192
- Amount of labor for Wire connecting : 96 points x 2 = 192
- Amount of labor for the Assembly works for the terminal stand : 96 points x 1 = 96
- Total amount of labor : 672

#### [After Using]

##### Using Digi-link

- Input : 64 points -Output : 32 points
- Amount of labor for pressurizing : 4x3=12
- Amount of labor for labeling : 4x3=12
- Amount of labor for Wire connecting : 6x3=18
- Total amount of labor : 42
- ⇒ Use 2 Line wires Maximum 600M (VCTF 0.75 x 2c)